




MEET THE LAURA XL

Fully automated hybrid urine analyser



Making Automation Affordable
for Labs Everywhere

www.erbamannheim.com

Workflow optimization through full automation **VE**

Combining urine strip reading and digital microscopy, the Laura XL delivers fully automated processing of urine samples.

From homogenisation and dispensing onto strips, to sedimentation and result evaluation, it's all done automatically, accurately and quickly.

High resolution digital images are generated reducing the need for additional evaluation by visual microscopy.



A FEW DROPS IS ALL THAT'S NEEDED

When paediatric or neonatal samples are too small to be analysed, a new sample must be requested, causing treatment to be delayed in the most vulnerable patients.

The Laura XL has been designed specifically with this in mind. Its efficient fluidics system requires just 0.9 mL of urine for full analysis, ensuring you get the best result for your patient first time.



Key features of LAURA XL

Powerful

AUTOMATED

Fully automated processing


3 operating modes

10 or 11 chemistry parameters,
plus color and clarity

23 automated sediment categories

15 additional manual sediment
categories

Active humidity protection



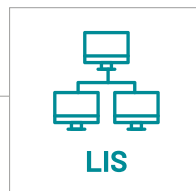

User friendly

EASY TO USE

Simple user interface

LIS connectivity

Automatic programmed maintenance



Efficient

INCREASE PRODUCTIVITY

Up to 125 tests per hour for sediment or hybrid mode

Up to 160 tests per hour for chemistry mode

Reusable cuvettes

Full analytics from 0.9 mL urine



Technical Specifications

CHEMISTRY ANALYSIS

Method	Image analysis of a photo of a strip
Parameters	SG, LEU, NIT, pH, PRO, GLU, KET, UBG, BIL, BLD, ASC, Color, Clarity
Units	SI, conventional, arbitrary

SEDIMENT ANALYSIS

Method	Digital microscopy
Parameters	RBC/nRBC, dRBCe, dRBCg, dRBCa, dRBC, WBC, WBCc, SQEP, NSE, HYA, CASTS, CaOX, TRIP, UA, MOX, AMO, CRY, BACR, BACC, BC, YST, SPRM, MUC, UNCC
Units	N/ μ L; N/x μ L; Microscopy units (LPF, HPF); Total counts

SYSTEM INFORMATION

Analytical Modes with Max Throughput

Chemistry only	up to 160 tests/h
Sediment only	up to 125 tests/h
Hybrid	up to 125 tests/h

Dimensions (without LCD)

Width	943 mm
Depth	675 mm
Height	563 mm
Weight	70 kg

Minimal Sample Volume

Primary tube	2 mL
Micro tube	0,9 mL

Working Conditions

Temperature	16 – 30°C
Humidity	5 – 85% RH (non-condensing)

Sample Loading Capacity

120 samples (12 racks x 10 tubes)

Supported Barcodes

Code 128 (A, B, C), 39, 93, Codabar, Interleaved 2/5

Memory

> 500,000 results

Interface

ASTM (RS323 + LAN), USB



ORDER CODES

Cat No	Product Name	Quantity
INS00065	LAURA XL	1
URPH0030	DEKAPHAN AUTO	100 Strips
URPH0031	UNDEKAPHAN AUTO	100 Strips
REG00054	Opti-sol XL 750	1 x 6 x 50 mL
REG00055	Opti-sol XL 1500	1 x 400 mL
REG00060	URINORM XL	2 x 120 mL

We are an emerging player in in-vitro diagnostics, with a global footprint. Our mission is to make automation affordable for labs everywhere.

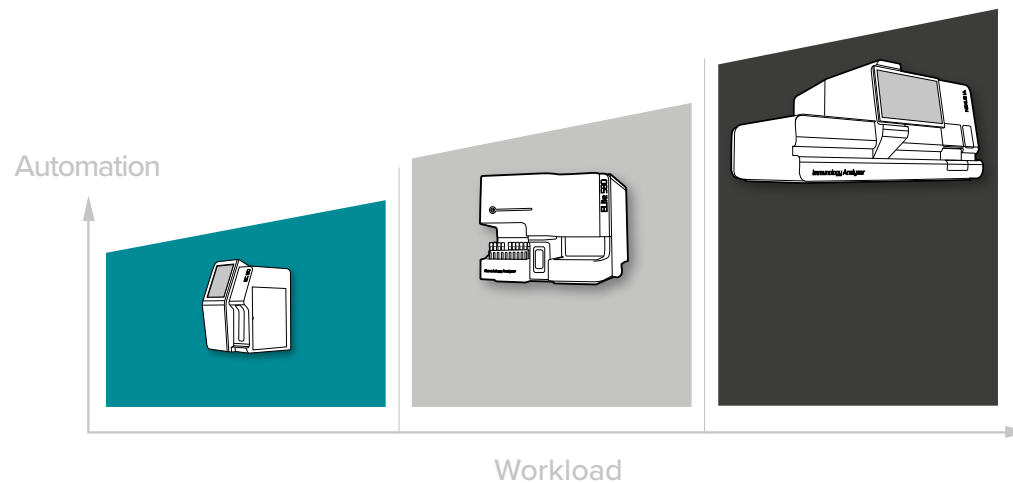
Providing hospitals and labs with a full range of diagnostic instruments, reagents and support services in more than 100 countries, our focus is on improving health outcomes in developing nations.

We believe every lab should benefit from automation, no matter how big or small. And we know that different labs have different needs, so we offer three distinct ranges of products, helping you to find the ideal solution.

Nexus Total Lab Automation Made Accessible

Vertex Powerful Automation for Mid-Sized Labs

Apex Basic Automation for Small Labs



APEX

BASIC AUTOMATION
FOR SMALL LABS

VERTEX

POWERFUL AUTOMATION
FOR MID-SIZED LABS

NEXUS

TOTAL LAB AUTOMATION
MADE ACCESSIBLE

Lab size	Small	Mid-size	Large
Throughput	Low	Mid-range	Large
Automation	Semi-automation	Full automation	Full automation
Type	Bench-top	Bench-top or floor standing	Bench-top or floor standing
Footprint	Super compact	Compact	Compact/Medium
Look out for this symbol	AE	VE	NE

Erba Lachema s.r.o.

Karásek 2219/1d, 621 00 Brno,
Czech Republic

✉ sales@erbamannheim.com

www.erbamannheim.com

